

How to Have a Bad Career in Research/Academia

Professor David A. Patterson

February 2002

www.cs.berkeley.edu/~pattsrn/talks/nontech.html

Outline

- **Part I: Key Advice for a Bad Career**
- **Part II: Key Advice on Alternatives to a Bad Career**
- **Topics covered in Part II**
 - **Selecting a Problem**
 - **Picking a Solution**
 - **Performing the Research**
 - **Evaluating the Results**
 - **Communicating Results**
 - **Transferring Technology**
- **Career Advice from Richard Hamming and Ivan Sutherland**

Bad Career Move #1: Be THE leading expert

- **Invent a new field!**
 - **Make sure its slightly different**
- **Be the real Lone Ranger: Don't work with others**
 - **No ambiguity in credit**
 - **Adopt the Prima Donna personality**
- **Research Horizons**
 - **Never define success**
 - **Avoid Payoffs of less than 20 years**
 - **Stick to one topic for whole career**
 - **Even if technology appears to leave you behind, stand by your problem**

Announcing a New Operating System Field: “Disability-Based Systems”

- **Computer Security is increasingly important**
 - **Insight: capability-based addressing almost right**
- **Idea: Create list of things that process CANNOT do!**
- **Key Question:**
should you store disabilities with each user
or with the objects they can't access?
- **Other topics: encrypted disabilities,**
disability-based addressing
- **Start a new sequence of courses and new journal on**
Theory and Practice of Disability-Based Systems

Bad Career Move #2: Let Complexity Be Your Guide (Confuse Thine Enemies)

- **Best compliment:**
“Its so complicated, I can’t understand the ideas”
- **Easier to claim credit for subsequent good ideas**
 - If no one understands, how can they contradict your claim?
- **It’s easier to be complicated**
 - Also: to publish it must be different; N+1st incremental change
- **If it were not unsimple then how could distinguished colleagues in departments around the world be positively appreciative of both your extraordinary intellectual grasp of the nuances of issues as well as the depth of your contribution?**

Bad Career Move #3: Never be Proven Wrong

- **Avoid Implementing**
- **Avoid Quantitative Experiments**
 - **If you've got good intuition, who needs experiments?**
 - **Why give grist for critics' mill?**
 - **Takes too long to measure**
- **Avoid Benchmarks**
- **Projects whose payoff is " 20 years gives you 19 safe years**

Bad Career Move #4: Use the Computer Scientific Method

Obsolete Scientific Method

- Hypothesis
- Sequence of experiments
- Change 1 parameter/exp.
- Prove/Disprove Hypothesis
- Document for others to reproduce results

Computer Scientific Method

- Hunch
- 1 experiment & change all parameters
- Discard if doesn't support hunch
- Why waste time? We know this

Bad Career Move #5: Don't be Distracted by Others (Avoid Feedback)

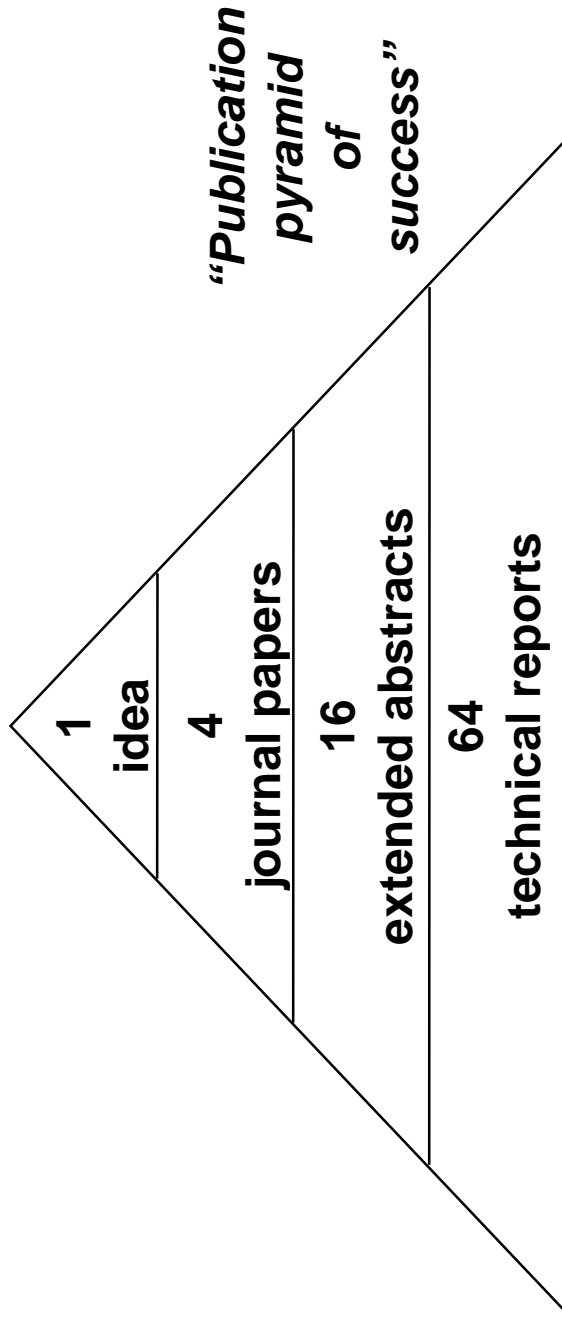
- **Always dominate conversations: Silence is ignorance**
 - Corollary: Loud is smart
- **Don't read**
- **Don't be tainted by interaction with users, industry**
- **Reviews**
 - If it's simple and obvious in retrospect => Reject
 - Quantitative results don't matter if they just show you what you already know => Reject
 - Everything else => Reject

Bad Career Move #6: Publishing Journal Papers IS Technology Transfer

- **Target Archival Journals: the Coin of the Academic Realm**
 - It takes 2 to 3 years from submission to publication=>timeless
- **As the leading scientist, your job is to publish in journals; its not your job to make you the ideas palatable to the ordinary engineer**
- **Going to conferences and visiting companies just uses up valuable research time**
 - Travel time, having to interact with others, serve on program committees, ...

Bad Career Move #7: Writing Tactics for a Bad Career

- Papers: It's Quantity, not Quality
 - Personal Success = Length of Publication List
 - “The LPU (Least Publishable Unit) is Good for You”



- Student productivity = number of papers
 - Number of students: big is beautiful
 - Never ask students to implement: reduces papers
- Legally change your name to Aaaaanderson

5 Writing Commandments for a Bad Career

- I. Thou shalt not define terms, nor explain anything.**
- II. Thou shalt replace “will do” with “have done” .**
- III. Thou shalt not mention drawbacks to your approach.**
- IV. Thou shalt not reference any papers.**
- V. Thou shalt publish before implementing.**

7 Talk Commandments for a Bad Career

- I. Thou shalt not illustrate.**
- II. Thou shalt not covet brevity.**
- III. Thou shalt not print large.**
- IV. Thou shalt not use color.**
- V. Thou shalt cover thy naked slides.**
- VI. Thou shalt not skip slides in a long talk.**
- VII. Thou shalt not practice.**

Following all the commandments

- We describe the philosophy and design of the control flow machine, and present the results of detailed simulations of the performance of a single processing element. Each factor is compared with the measured performance of an advanced von Neumann computer running equivalent code. It is shown that the control flow processor compares favorably in the program.
- We present a denotational semantics for a logic program to construct a control flow for the logic program. The control flow is defined as an algebraic manipulator of idempotent substitutions and it virtually reflects the resolution deductions. We also present a bottom-up compilation of medium grain clusters from a fine grain control flow graph. We compare the basic block and the dependence sets algorithms that partition control flow graphs into clusters.
- A hierarchical macro-control-flow computation allows them to exploit the coarse grain parallelism inside a macrotask, such as a subroutine or a loop, hierarchically. We use a hierarchical definition of macrotasks, a parallelism extraction scheme among macrotasks defined inside an upper layer macrotask, and a scheduling scheme which assigns hierarchical macrotasks on hierarchical clusters.
- We apply a parallel simulation scheme to a real problem: the simulation of a control flow architecture, and we compare the performance of this simulator with that of a sequential one. Moreover, we investigate the effect of modeling the application on the performance of the simulator. Our study indicates that parallel simulation can reduce the execution time significantly if appropriate modeling is used.
- We have demonstrated that to achieve the best execution time for a control flow program, the number of nodes within the system and the type of mapping scheme used are particularly important. In addition, we observe that a large number of subsystem nodes allows more actors to be fired concurrently, but the communication overhead in passing control tokens to their destination nodes causes the overall execution time to increase substantially.
- The relationship between the mapping scheme employed and locality effect in a program are discussed. The mapping scheme employed has to exhibit a strong locality effect in order to allow efficient execution
- Medium grain execution can benefit from a higher output bandwidth of a processor and finally, a simple superscalar processor with an issue rate of ten is sufficient to exploit the internal parallelism of a cluster. Although the technique does not exhaustively detect all possible errors, it detects nontrivial errors with a worst-case complexity quadratic to the system size. It can be automated and applied to systems with arbitrary loops and nondeterminism.

7 Poster Commandments for a Bad Career

- I. Thou shalt not illustrate.**
- II. Thou shalt not covet brevity.**
- III. Thou shalt not print large.**
- IV. Thou shalt not use color.**
- V. Thou shalt not attract attention to thyself.**
- VI. Thou shalt not prepare a short oral overview.**
- VII. Thou shalt not prepare in advance.**

Following all the commandments

How to Do a Bad Poster
David Patterson
University of California
Berkeley, CA 94720

Our compiling strategy is to exploit coarse-grain parallelism at function application level; and the function application level parallelism is implemented by fork-join mechanism. The compiler translates source programs into control flow graphs based on analyzing flow of control, and then serializes instructions within graphs according to flow arcs such that function applications, which have no control dependency, are executed in parallel.

We have demonstrated that to achieve the best execution time for a control flow program, the number of nodes within the system and the type of mapping scheme used are particularly important. In addition, we observe that a large number of subsystem nodes allows more actors to be fired concurrently, but the communication overhead in passing control tokens to their destination nodes causes the overall execution time to increase substantially.

We describe the philosophy and design of the control flow machine, and present the results of detailed simulations of the performance of a single processing element. Each factor is compared with the measured performance of an advanced von Neumann computer running equivalent code. It is shown that the control flow processor compares favorably in the program.

A hierarchical macro-control-flow computation allows them to exploit the coarse grain parallelism inside a macrotask, such as a subroutine or a loop, hierarchically. We use a hierarchical definition of macrotasks, a parallelism extraction scheme among macrotasks defined inside an upper layer macrotask, and a scheduling scheme which assigns hierarchical macrotasks on hierarchical clusters.

The relationship between the mapping scheme employed and locality effect in a program are discussed. The mapping scheme employed has to exhibit a strong locality effect in order to allow efficient execution. We assess the average number of instructions in a cluster and the reduction in matching operations compared with fine grain control flow execution.

We present a denotational semantics for a logic program to construct a control flow for the logic program. The control flow is defined as an algebraic manipulator of idempotent substitutions and it virtually reflects the resolution deductions. We also present a bottom-up compilation of medium grain clusters from a fine grain control flow graph. We compare the basic block and the dependence sets algorithms that partition control flow graphs into clusters.

We apply a parallel simulation scheme to a real problem: the simulation of a control flow architecture, and we compare the performance of this simulator with that of a sequential one. Moreover, we investigate the effect of modeling the application on the performance of the simulator. Our study indicates that parallel simulation can reduce the execution time significantly if appropriate modeling is used.

Medium grain execution can benefit from a higher output bandwidth of a processor and finally, a simple superscalar processor with an issue rate of ten is sufficient to exploit the internal parallelism of a cluster. Although the technique does not exhaustively detect all possible errors, it detects nontrivial errors with a worst-case complexity quadratic to the system size. It can be automated and applied to systems with arbitrary loops and nondeterminism.

Outline

- **Part I: Key Advice for a Bad Career, Post Ph.D.**
- **Part II: Key Advice on Alternatives to a Bad Career, Post Ph.D.**
- **Topics covered in Parts II**
 - **Selecting a Problem**
 - **Picking a Solution**
 - **Performing the Research**
 - **Evaluating the Results**
 - **Communicating Results**
 - **Transferring Technology**
- **Post Tenure Research Agenda**

Alternatives to Bad Papers

- Do opposite of Bad Paper commandments
 - Define terms, distinguish “will do” vs “have done”, mention drawbacks, real performance, reference other papers.
- Find related work via Melvy/INSPEC online search/paper retrieval vs. www only
 - www.dbs.cdlib.org
- First read Strunk and White, then follow these steps;
 1. 1-page paper outline, with tentative page budget/section
 2. Paragraph map
 - » 1 topic phrase/sentence per paragraph, handdrawn figures w. captions
 3. (Re)Write draft
 - » Long captions/figure can contain details ~ Scientific American
 - » Uses Tables to contain facts that make dreary prose
 4. Read aloud, spell check & grammar check (MS Word; Under Tools, select Grammar, select Options, select “technical” for writing style vs. “standard”; select Settings and select)
 5. Get feedback from friends and critics on draft; go to 3.
- www.cs.berkeley.edu/~pattsrn/talks/writingtips.html



Alternatives to Bad Talks

- **Do opposite of Bad Talk commandments**
 - I. Thou shalt not illustrate.
 - II. Thou shalt not covet brevity.
 - III. Thou shalt not print large.
 - IV. Thou shalt not use color.
 - V. Thou shalt cover thy naked slides.
 - VI. Thou shalt not skip slides in a long talk.
 - VII. Thou shalt not practice.
- **Allocate 2 minutes per slide, leave time for questions**
- **Don't over animate**
- **Do dry runs with friends/critics for feedback,**
 - including tough audience questions
- **Tape a practice talk (audio tape or video tape)**
 - » Don't memorize speech, but have notes ready
- **Bill Tetzlaff, IBM: “Giving a first class ‘job talk’ is the single most important part of an interview trip. Having someone know that you can give an excellent talk before hand greatly increases the chances of an invitation. That means great conference talks.**

Alternatives to Bad Posters (from Randy Katz)

- **Answer Five Heilmeier Questions**
 1. What is the problem you are tackling?
 2. What is the current state-of-the-art?
 3. What is your key make-a-difference concept or technology?
 4. What have you already accomplished?
 5. What is your plan for success?
- **Do opposite of Bad Poster commandments**
 - Poster tries to catch the eye of person walking by
- **9 page poster might look like**

Problem Statement	State-of-the-Art	Key Concept
Accomplishment # 1	Title and Visual logo	Accomplishment # 2
Accomplishment # 3	Plan for Success	Summary & Conclusion


One Alternative Strategy to a Bad Career

- Caveats:
 - From a project leader's point of view
 - Works for me; not the only way
 - Primarily from academic, computer systems perspective
- Goal is to have impact:
Change way people do Computer Science & Engineering
 - Academics have bad benchmarks: published papers
- 6 Steps
 - 1) Selecting a problem
 - 2) Picking a solution
 - 3) Running a project
 - 4) Finishing a project
 - 5) Quantitative Evaluation
 - 6) Transferring Technology

1) Selecting a Problem

Invent a new field & stick to it?

- No! Do "Real Stuff": solve problem that someone cares about
- No! Use separate, short projects
 - Always takes longer than expected
 - Matches student lifetimes
 - Long effort in fast changing field???
 - Learning: Number of projects vs. calendar time
 - If going to fail, better to know soon
- Strive for multi-disciplinary, multiple investigator projects
 - 1 expert/area is ideal (no arguments)
- Match the strengths and weaknesses of local environment
- Make sure you are excited enough to work on it for 3-5 years
 - Prototypes help



My first project

- Multiprocessor project with 3 hardware faculty ("Xtree")
- 1977: Design our own instruction set, microprocessor, interconnection topology, routing, boards, systems, operating system
- Unblemished Experience:
 - none in VLSI
 - none in microprocessors
 - none in networking
 - none in operating systems
- Unblemished Resources:
 - No staff
 - No dedicated computer (used department PDP-11/70)
 - No CAD tools
 - No applications
 - No funding
- Results: 2 journal papers, 12 conference papers, 20TRs
- Impact?

2) Picking a solution



Let Complexity Be Your Guide?

- No! Keep things simple unless a very good reason not to
 - Pick innovation points carefully, and be compatible everywhere else
 - Best results are obvious in retrospect “Anyone could have thought of that”
- Complexity cost is in longer design, construction, test, and debug
 - Fast changing field + delays => less impressive results

Use the Computer Scientific Method?

- No! Run experiments to discover real problems
- Use intuition to ask questions, not to answer them

(And Pick A Good Name!)

Reduced
Instruction
Set
Computers


Redundant
Array of

Inexpensive
Disks

Recovery
Oriented
Computing

...


3) Running a project



Avoid Feedback?

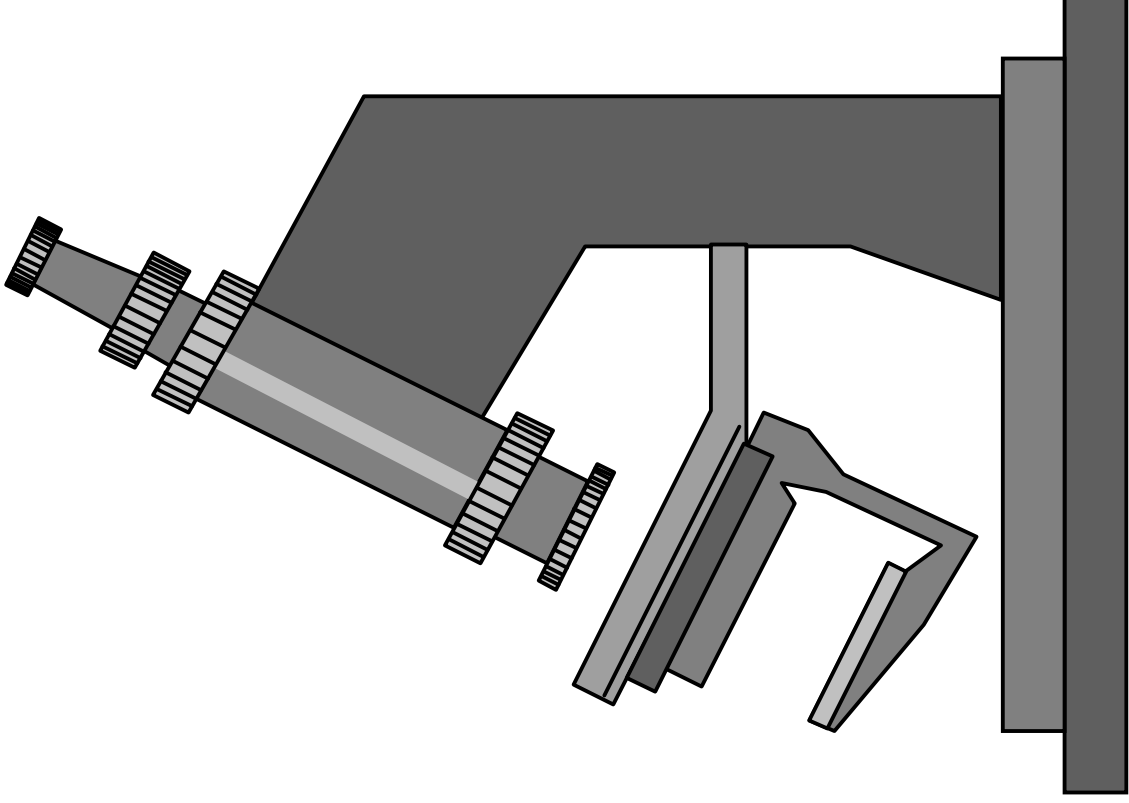
- No! Periodic Project Reviews with Outsiders
 - Twice a year: 3-day retreat
 - faculty, students, staff + guests
 - Key piece is feedback at end
 - Helps create deadlines, team spirit
 - Give students chance to give many talks, interact with others industry
- Consider mid-course correction
 - Fast changing field & 3-5 year projects => assumptions changed
- Pick size and members of team carefully
 - Tough personalities are hard for everyone
 - Again, 1 faculty per area reduces chance of disagreement

4) Finishing a project



- People count projects you finish,
not the ones you start
- Successful projects go through an unglamorous, hard phase
- Design is more fun than making it work
 - “No winners on a losing team; no losers on a winning team.”
 - “You can quickly tell whether or not the authors have ever built something and made it work.”
- Reduce the project if its late
 - “Adding people to a late project makes it later.”
- Finishing a project is how people acquire taste in selecting good problems, finding simple solutions

5) Evaluating Quantitatively



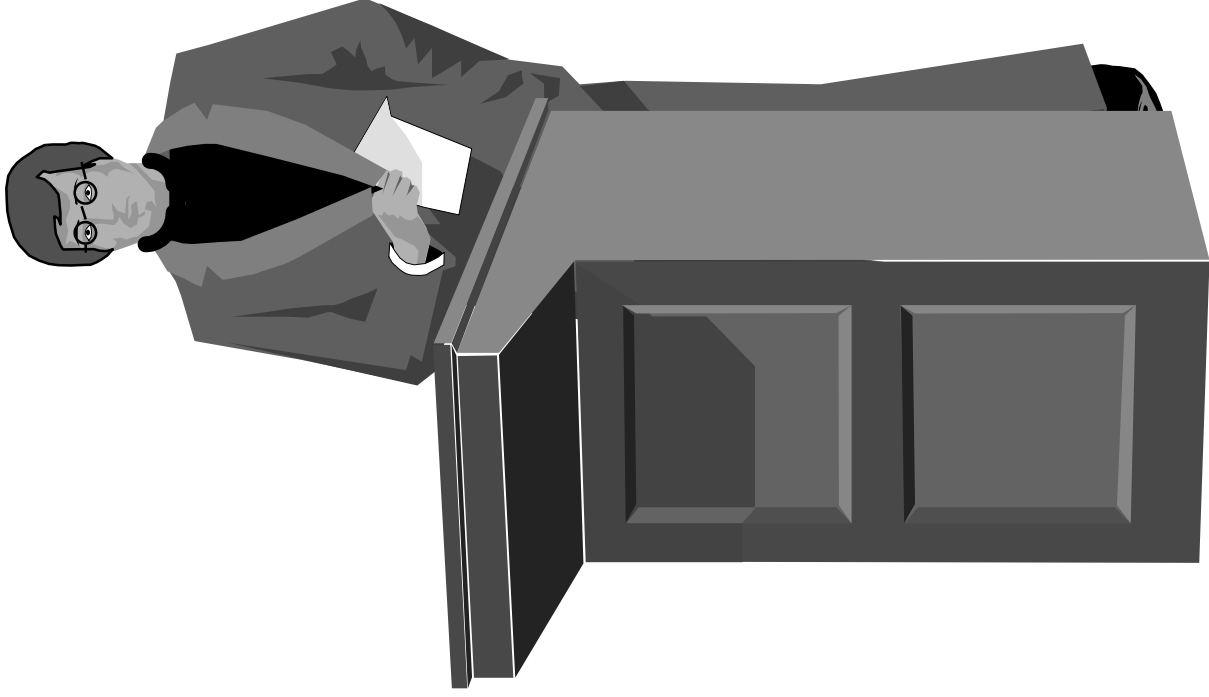
Never be Proven Wrong?

- **No! If you can't be proven wrong, then you can't prove you're right**
- **Report in sufficient detail for others to reproduce results**
 - can't convince others if they can't get same results
- **For better or for worse, benchmarks shape a field**
- **Good ones accelerate progress**
 - good target for development
- **Bad benchmarks hurt progress**
 - help real users v. help sales?

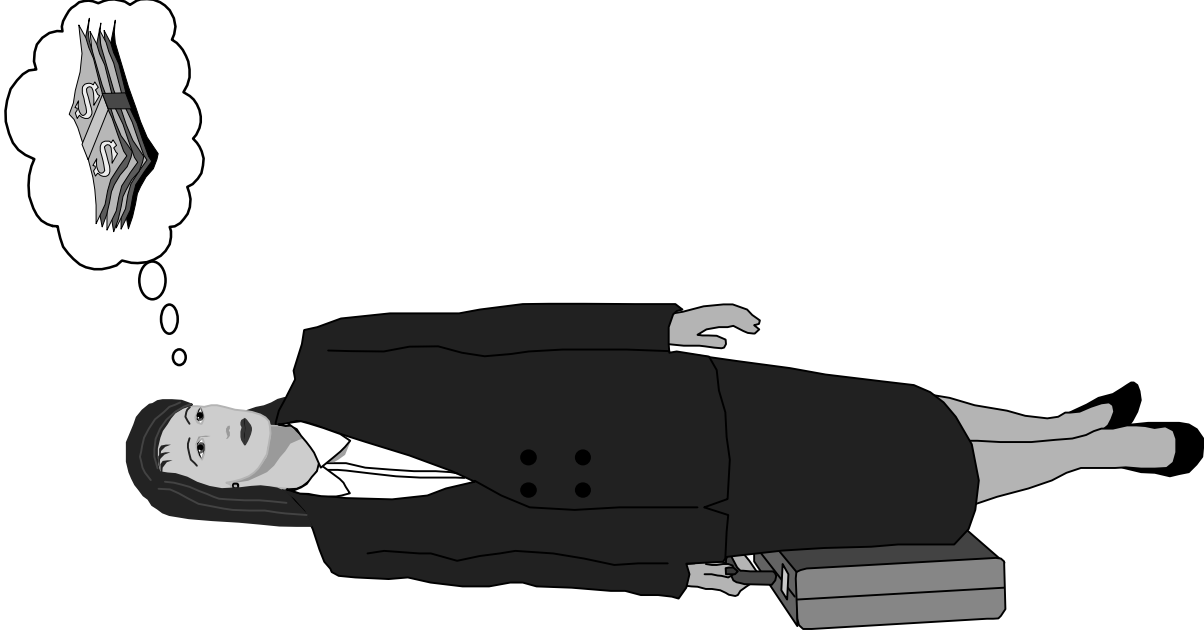
6) Transferring

Publishing Journal Papers IS Technology Transfer?

- **No! Missionary work: “Sermons” first, then they read papers**
 - Selecting problem is key: “Real stuff”
 - » Ideally, more interest as time passes
 - » Change minds with believable results
 - » Prima Donnas interfere with transfer
- **My experience: industry is reluctant to embrace change**
 - Howard Aiken, circa 1950:
 - “*The problem in this business isn’t to keep people from stealing your ideas; its making them steal your ideas!*”
 - Need 1 bold company (often not no. 1) to take chance and be successful
 - » RISC with Sun, RAID with (Compaq, EMC, ...)
 - Then rest of industry must follow

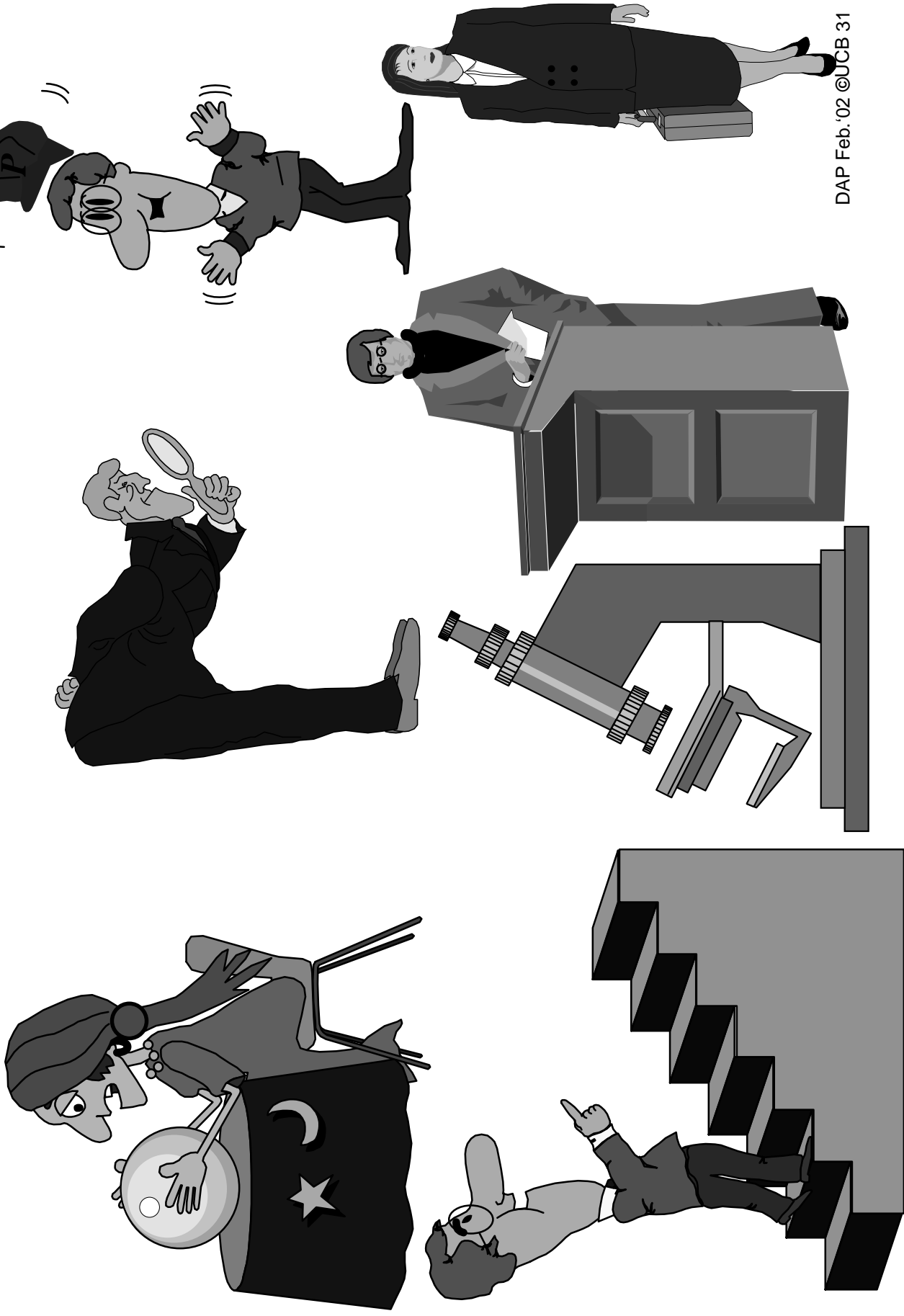


6) Transferring Technology



- **Pros**
 - Personal satisfaction: seeing your product used by others
 - Personal \$\$\$ (potentially)
 - Fame
- **Cons**
 - Learn about business plans, sales vs. marketing, financing, personnel benefits, hiring, ...
 - Spend time doing above vs. research/development
 - Only 10% of startups really make it
 - Fame if company unsuccessful too (e.g., dot.com backlash)

Summary: Leader's Role Changes during Project



“Technology And Courage” Ivan Sutherland, 1996

- **Courage: to perceive risk and proceed in spite of it**
 - **Technology: risks to reputation and pride**
 - **Research: high probability that an attempt will fail**
 - **If inadequate courage, Work up courage, reduce risk, reduce perception of risk, or don't do it**
- **External Encouragement (rewards and punishment)**
 - **Deadlines, groups of people, mentors, seminars, tenure, taking / teaching classes, starting companies, stock**
- **Self Encouragement**
 - **Getting started: warm-up project, break into tasks and do 1st one**
 - **To continue: refuse to let urgent drive out the important**
- **Rewards**
 - **Thrill of discovery, following curiosity, beauty, simplicity**
 - **Personal joy of playing with technology**
- <http://research.sun.com/> [techrep](http://techrep.org/) /Perspectives

Richard Hamming's Advice: "You and Your Research" (Latter in your Research Career)

- **Doing Nobel Quality Research**
 - Search Google for transcript of 1986 talk at Bell Labs
- **Luck? "Luck favors the prepared mind." Pasteur**
- **Important Problems: "Great Thoughts Time" Friday afternoons**
- **Courage: think about important, unsolved problems**
 - Big results usually to problems not recognized as such, and people usually did not get encouragement
- **Working conditions: can use creatively to lead to original solutions**
 - Bell labs didn't have acres of programmers
- **Drive: what distinguishes the great scientists**
 - Not brains; commitment vs. dabbling; compound interest over time
- **Open doors (vs. closed offices): short term vs. long term benefit**
- **Selling the work: not only published, but people must read it**
 - as much work spent on polish and presentation as on the work itself
- **Age: After 1st big success, hard to work on small problems**
 - So change field at least every 10 years
- **Educate your boss, Stimulation, right amount of Library work**

Conclusion: Alternatives to a Bad Career

- **Goal is to have impact:**
Change way people do Computer Science & Engineering
 - Many 3 - 5 year projects gives more chances for impact
- **Feedback is key: seek out and value critics**
- **Do “Real Stuff”:** make sure you are solving some problem that someone cares about
- **Taste is critical in selecting research problems, solutions, experiments, and communicating results;**
 - Taste acquired by feedback and completing projects
- **Faculty real legacy is people, not paper:**
 - create environments that develop professionals of whom you are proud
- **Students are the coin of the academic realm**

Acknowledgments

- **Many of these ideas were borrowed from (inspired by?) Tom Anderson, David Culler, Al Davis, Ken Goldberg, John Hennessy, Steve Johnson, John Ousterhout, Randy Katz, Bob Sproull, Carlo Séquin, Bill Tetzlaff and many others**

Backup Slides to Help Answer Questions

Applying the Computer Scientific Method to OS

- **Create private, highly tuned version for testing**
 - take out all special checks: who cares about crashes during benchmarks?
- **Never give out code of private version**
 - might be embarrassing, no one expects it
- **Run experiments repeatedly, discarding runs that don't confirm the generic OS hypothesis**
 - Corollary